











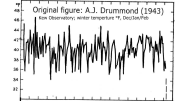
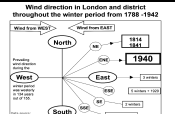


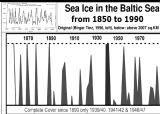
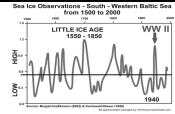

A3-6, Air T°C, NH, 1900-2000	A3-7, SST°C North Atlantic	A3-8, www.whatiscclimate.com	A3-9, NH T°C 1860 -2000	A3-10, Wake of torpedo boat






**B. A three year cold package. - Providing evidence? (pp. 23– 42)**

<b>B.</b> A three year cold package			Temperature map <b>TM3</b>	
p. 23-42	B-1; Winter T°C Copenhagen	B-2; NorthEurope Winter TC	B-3	B-4; Groissmayr on winter T

				
B-5; S-Norway 3y winter cond.	B-6; 3y Winter Stockholm	B-7; Warming trend Stockholm	B-8; Winter 1940, 41,42 Landsort	B-9; Winter T°C Stockholm

				
B-10; Winter T°C, Kaliningrad	B-11; Winter, St. St. Petersburg	B-12; Winter T°C Postdam/Berlin	B-13; Oxford T°C, all seasons	B-14; Winter T°C Kew; 1783-1940

				
B-15; Wind direction at Kew	B-16; Sea ice Baltic Sea	B-17; Water Temp. profile	B-18; Baltic sea ice 1850-1990	B-19; W-Baltic ice 1500-2000

				
B-20; Water T°C Arkona Becken	B-21; Record winter T°C	B-22; Table for B-21	B-23; record winter T°C	B-24; Table for B-23

TOO DUMB TO PREVENT CLIMATE CHANGE AND WWII? OCEANS MAKE CLIMATE!